


## Downhill Lip



Snip sides of channel

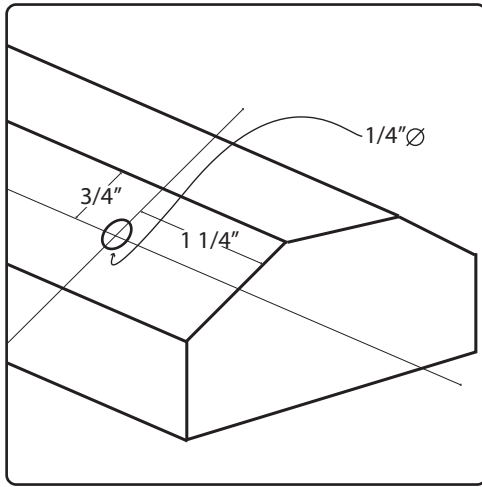


Heat Bottom of channel



Lip channel and let cool


## Uphill Lip



Drill 1/4 holes



Heat Bottom of channel



Lip Channel and let cool

## Lipping Tips:

- Make sure you move your heat gun or map gas back and forth across your lipping area. Do not burn the channel!
- Bur whip your 1/4 holes after drilling.
- Snip your channel 3/4" to 1" deep in the center of the vertical side wall.
- As you progress down the row of channel, remove the coolest tool and use for your next lip.